




Tee Ball Division Rules Canyon Lake Little League Baseball



DURING LITTLE LEAGUE EVENTS ONLY COACHES AND PARENTS WITH APPROVED BACKGROUND CHECKS ARE ALLOWED ON THE FIELDS OR IN THE DUGOUTS AT ANY TIME

Chalking Field: (Home Team chawks field, Away Team cleans trash after game)

- Chalk fields with batter's boxes and foul lines

Player Conduct:

- Teach players to play the game and focus to their best ability.
- A player acting out by not following rules or a batter not trying to swing properly may be removed from his/her position or called out by the umpire.
- For safety and game speed, this rule will be enforced.

Player Positioning:

- Players in baseball Positions (1st, 2nd, 3rd, Pitcher, Catcher "in helmet", 4 outfielders)
- Pitchers must be on rubber (center circle) when the ball is on tee.
- Catcher must be against the backstop when the ball is on the tee. Then after contact and the batter drops the bat, the catcher can play on home plate.

Coach Positioning:


- Offensive team may have one coach at home to work batters, one coach at 1st base and one coach at 3rd base. One CLLL approved adult in the dugout.
- Defensive team may have two coaches on the field.
- Start of an inning: Rule 2.0 Definitions: "It will be held that an inning starts the moment the third out is made complete the preceding inning." This would also include reaching an imposed run limit.

Game Duration:


- 45 minutes, and the umpire shall call "Game Over," regardless of where the game is at in the inning.
- This shall be called a regulation game.

Hitting:

- Batter must be in the batter's box.
- The offensive coach must say "**Pitcher pitch**" when placing the ball on the tee.
- The defensive coach then has the pitcher pretend to pitch in a throwing motion.
- Offensive coach then removes his/her hand and says, "**Batter bat.**"
- After contact is made, the offensive coach must remove the tee from home plate.
- For the first 3 games 5 swings on the tee without contact and the batter is out.
- After the 3rd game, 3 swings on the tee without contact and the batter is out.



Tee Ball Division Rules Canyon Lake Little League Baseball



Base Running and Outs:

- Teach players to run through the bag and turn out.
- After contact, players can advance bases (which means players can get tagged out if he/she attempts to run to second by first or second baseman only)
- Pitchers can only tag runners on plays at home and hits that are hit 3 feet from first base line going to first or 3rd base line going home (Using the concept of teaching real baseball plays, pitchers are not running down baserunners all over the diamond.)

Stopping Runner Advancement: The umpire or the defensive team coach must call "Time" on the following:

- Pitchers must get the ball in the center circle to stop runners (defensive coach calls "Time")
- Players can advance one base on an overthrow at his/her own risk (defensive coach calls "Time")